

AUDU00160 Dulux Enviro2 Interior Matt

Introduction

Part A
59M Line

Approvals
AP-S0215/4 (Class II, Vivid White Base only)

Description and Image










Dulux Enviro2 Interior Matt is a very low VOC, low odour premium water-based paint. It produces a washable, stain resistant and hard-wearing finish suitable for all interior living areas. It contains mould protection to help prevent mould growth.



Features and Benefits

- Water based premium acrylic paint
- Produces a hard wearing finish
- Washable and stain resistant
- Very low VOC <1g/L <https://www.globalgreentag.com/products/enviro2-interior-matt-white/>
- Low odour
- Helps prevent mould growth

Standards And Certifications

 <p>Australasia Environmental Product Declaration</p>	 <p>Global Green Tag Certified: GreenRate Level A</p>	 <p>Can contribute towards satisfying Green Star Credits</p>	 <p>Can contribute towards satisfying LEED Credits</p>	 <p>Can contribute towards satisfying WELL Points</p>
 <p>Can assist in meeting LBC Imperatives</p>	 <p>The Declare Label</p>	 <p>Living Building Challenge (LBC) Red List Free</p>	 <p>Climate Active Carbon Neutral Product</p>	

Standards and Certifications
For details on these standards and certifications please reference the 'Approvals' section at the beginning of this document. Please contact your DuluxGroup representative for specific information on ESD credits / points.

Uses

Suitable for all interior living areas and Green Star, WELL, LEED, LBC building projects.

✓ **Interior**





Precautions and Limitations

All preparation and painting must conform to AS2311: The Painting of Buildings.
Do not use at temperatures below 10C, or when the temperature of the surface may fall below 10C during the drying period. Although the film is dry to touch in 30 minutes allow 7 days for film to fully cure before washing.

Tinted Colours
Ensure that the paint is thoroughly shaken and stirred immediately after addition of tinter to the can and again before use. Darker colours will show more signs of marking and scuffing than lighter colours - if you are considering using a dark colour in a high traffic area you may want to consider a higher sheen level or the use of a protective clear coat.

Performance Guide

<p>Weather Designed for interior use only. Not recommended for exterior use.</p>	
<p>Heat Resistance Softens and sticks to other painted surfaces over 70°C</p>	<p>Water Suitable for use in wet areas</p>
<p>Solvent Sensitive to aromatic hydrocarbons and alcohols</p>	

Typical Properties			
Gloss Level 3-6 at 60°, 3-7 at 85°		Thinner Water	
Colour White, may be tinted up to 56ml (2Y) per litre.			
Dulux Colour Base ✓ Vivid White			
Components 1		Number of Coats 2	
Toxicity Lead free. Dry film is non-toxic and conforms to AS1647, Part 3.		V.O.C. Level <1g/L inclusive of Dulux Low VOC tinter	
Meets GBCA V.O.C. Requirements? Yes Total Volatile Organic Content (TVOC) values are calculated in accordance to the stated methodology within Green Star Technical Manuals. The TVOC content is theoretically calculated as the sum total of the known VOC values of the product's raw material components. These materials include the base paint plus additional low VOC tinter required for non-factory packaged colours.			
Touch Dry 30 Minutes			
Clean Up  Water			
Clean Up Description Clean all equipment with water			
Application Methods  Airless Spray  Brush  Roller			
Application Conditions		Solids by Volume	
		<input type="text" value="39.9"/>	
	Min	Max	Recommended
Wet Film Per Coat (microns)	<input type="text"/>	<input type="text"/>	<input type="text" value="62.5"/>
Dry Film Per Coat (microns)	<input type="text"/>	<input type="text"/>	<input type="text" value="25"/>
Recoat Time (min/hours)	<input type="text"/>	<input type="text"/>	<input type="text" value="2 Hours"/>
Theoretical Spread Rate (m ² /L)	<input type="text"/>	<input type="text"/>	<input type="text" value="16.0"/>

Application Guide

Surface Preparation

All surfaces must be prepared in accordance with proper trade practices and must be clean and free from dust, dirt, grease and oil.

Previously painted surfaces, except bare cement sheet, must be sanded to remove loose, peeling, flaking or chalky paint. Sand all gloss and semi gloss surfaces to a dull finish and wipe down with a damp cloth to remove surface dust. Spot prime bare areas.

Note: Take suitable safety precautions while preparing your surface, including wearing appropriate PPE. Treat mould and mildew by washing with diluted household bleach solution (one part bleach, three parts water), while wearing rubber gloves and eye protection. Wash down.

Application Procedure and Equipment

Brush, roller, spray

Stir well before use with a broad, flat paddle using an up and down scooping action. Apply 2 coats of Dulux EnvirO2 Interior Matt. Thin with up to 100ml of water per litre if necessary.

For best results, use a 50-63 mm, high quality brush and 11-18mm, synthetic or dacron roller.

Airless Spray

Suitable for application by all standard spray equipment. If necessary, thin with up to 100ml per litre of water to aid atomisation.

Spraying Advice:

Low Pressure Tip sizes: 0.015 - 0.023" @1200 -1800 PSI

Standard Tip sizes: 0.015 - 0.019" @2400-2900PSI

Health and Safety

SDS Number

DLXGHSEN003518

SDS Link

[View SDS Link](#)

Personal Equipment

Wear eye protection

Please refer to SDS Link. In case of emergency, please call 1800 220 770.

Transport and Storage

Pack A

59M84179

Size:

15 Litre

Weight:

21.3Kg

Flash Point

NA

UN Number

NA

Dangerous Goods Class

NA

Package Group

NA

Further Information

Dulux EnvirO2 Certification Documents

Disclaimer

This Data Sheet is copyright to DuluxGroup (Australia) Pty Ltd and/or DuluxGroup (New Zealand) Pty Ltd (collectively, 'Dulux'). It may not be varied or altered without the prior written consent of Dulux, and if it is, Dulux has no responsibility or liability for those variations.

Unless Dulux has provided you with a customised, project-specific specification, this Data Sheet does not represent that any particular product or product system will be suitable for your project.

Any information provided in this Data Sheet is given in good faith and is believed by Dulux to be correct at the time of publication. Products and coating systems can be expected to perform as indicated in this Data Sheet, provided the substrate is in good condition, the coatings are applied by a suitably experienced and skilled applicator, and the preparation, application and maintenance is followed strictly as set out in this Data Sheet, and as recommended on the applicable Safety Data Sheets for the relevant products, available from www.duspecplus.com.au. Climatic conditions at application time can affect product suitability and performance.

The correct colour or colour match is the responsibility of the applicator. Colours will change over time and Dulux does not guarantee that the same colour newly mixed will match a colour applied earlier which has been subjected to weathering or other change elements. No product colour is guaranteed against colour change.

Where any liability of Dulux in respect of this Data Sheet cannot by law be excluded, Dulux's liability is limited, as permitted by law and at Dulux's option, to resupply of the relevant products or services or to reimbursing the cost of those products or services.

WHERE LEAD MAY BE PRESENT: The asset manager is responsible for verifying the presence of lead and determining whether to remove or encapsulate the lead. If lead is present, the work must be done in strict accordance with AS 4361 Parts 1 and 2 and Worksafe Australia guidelines.