

AUIN00012 Intergrain Nature's Timber Oil

Introduction

Part A
887-Line

Description and Image

Intergrain Nature's Timber Oil is a natural, oil based timber finish made from 95% sustainable ingredients. The penetrating formula replicates timber's natural defences against aging, saturating the cells to protect against drying out. Added ingredients give resistance to water, UV and mould. The natural ingredients in Nature's Timber Oil give a rich, natural oiled finish. Nature's Timber Oil is available in a lightly pigmented natural colour or mild timber tones to highlight the characteristics of popular timber species. Nature's Timber Oil is fast drying, allowing two coats to be applied in one day, and will weather naturally, without risk of cracking, blistering and peeling.

Environmentally responsible

Intergrain Nature's Timber Oil consists of 95% naturally derived renewable materials, an environmentally responsible option compared to many coatings, containing mostly petrochemical based ingredients. Nature's Timber Oil has about half the VOCs (volatile organic compounds) of traditional oil based finishes.



Features and Benefits

- Made from 95% naturally derived, sustainable raw materials
- UV & weather resistant
- Penetrating formula
- Environmentally responsible
- Long lasting
- Will not crack, blister or peel

Uses

Suitable for all exterior timber including decking, walkways, railings, garden furniture, weatherboards, shingles and fences.

Note Not suitable for composites, for example, composite timber decking.

Precautions and Limitations




Not suitable for composites, for example, composite timber decking.

Do not apply to hot surfaces or those in direct sunlight, as doing so may result in difficult application, poor adhesion and blistering.

Do not apply in temperatures above 35°C or below 10°C or if rain or dew is expected within four hours of application.

Performance Guide

Weather Exterior durable	Heat Resistance Up to 100C. Prolonged exposure to this temperature will cause yellowing
Water Very good water repellancy	Abrasion Moderate resistance to abrasion

Typical Properties			
Colour Lightly pigmented natural colour, and mild timber tones of Merbau and Jarrah			
Number of Coats 2			
Toxicity Lead-free		V.O.C. Level < 375g/L	
Touch Dry 2 hours			
Clean Up Hot soapy water or mineral turpentine			
Clean Up Description To avoid spontaneous combustion of contaminated application cloths, soak application cloths in water or immediately spread used application cloths flat in a cool, well ventilated area to dry completely before disposal. Do not scrunch up or place cloths on top of each other.			
Application Methods <div style="display: flex; gap: 10px;">  Brush  Pad  Spray </div>			
Application Conditions		Solids by Volume	
		<input type="text" value="28"/>	
		Min	Max
Recoat Time (min/hours)	<input type="text" value="4 hours"/>	<input type="text"/>	<input type="text"/>
Theoretical Spread Rate (m ² /L)	<input type="text" value="6"/>	<input type="text" value="10"/>	<input type="text"/>
<p>Typical Property Notes</p> <p>Coverage 6-10 square meters per litre depending on the porosity of the timber.</p> <p>Drying time All drying times are at 25°C and 50% humidity. Drying times will be longer in conditions cooler than 25°C or more humid than 50% humidity.</p> <p>Touch Dry 2 hours.</p> <p>Re-coat 4 hours. In cold or humid conditions, which slow drying, allow overnight drying between coats. Decking can be walked on after 12 hours but may retain some tackiness for several days. Full curing 7 days.</p> <p>Second coat will not dry if excess oil is not wiped off the surface before it gets tacky.</p>			

Application Guide

Surface Preparation

The instructions below offer general preparation guidelines. For larger projects, commercial jobs or for more specific information please contact our Help & Advice team.

New pre-oiled timber (with Intergrain Universal Timber Oil or Feast Watson Industrial Timber Oil)

Timber that is factory pre-oiled with Intergrain Universal Timber Oil or Feast Watson Industrial Timber Oil does not require exterior weathering or treatment to remove tannin or oils. This pre-oiled timber can be directly recoated with Intergrain Nature's Timber Oil.

All timber should be clean and free from dust, dirt, debris, and mortar prior to coating.

Light surface soiling: A light wipe down with a clean damp cloth will be suitable.

Heavy surface soiling: Clean the surface with Intergrain UltraPrep Timber Cleaner following the directions on the pack and rinse, allowing the surface to dry thoroughly prior to topcoat application.

IMPORTANT

Prior to topcoat purchase and application, it is important to identify the type of oil the supplier or timber merchant has used.

If unsure, follow the recommendations below for New Raw Timber.

New pre-oiled timber (mineral oil)

All timber should be clean and free from dust, dirt, debris, and mortar prior to coating.

Clean the surface with Intergrain Tannin and Oil Remover followed by Intergrain UltraPrep Timber Cleaner following the pack directions and rinse, allowing the surface to dry thoroughly prior to topcoat application.

New raw timber

All timber should be clean and free from dust, dirt, debris, and mortar prior to coating.

Clean the surface with Intergrain Tannin and Oil Remover followed by Intergrain UltraPrep Timber Cleaner following the pack directions and rinse, allowing the surface to dry thoroughly prior to topcoat application.

Rejuvenating weathered, grey timber back to natural colour

Clean with Intergrain UltraPrep Timber Cleaner. For severely weathered timber, sand back to a fresh surface, remove all sanding dust, then clean with Intergrain UltraPrep Timber Cleaner.

Existing oiled coating in poor condition

Remove coating by using a combination of Intergrain UltraPrep Tannin & Oil Remover and power washing. Then clean with Intergrain UltraPrep Timber Cleaner.

Paints, varnishes or coatings in varied condition

Paints, varnishes or coatings that have deteriorated unevenly, remove all existing coating by using a Intergrain Liquid 8 Timber Stripper or sanding back to bare timber. Then clean with Intergrain UltraPrep Timber Cleaner.

All Bamboo Substrates

Clean with Intergrain UltraPrep Timber Cleaner. Check for adhesion by applying Nature's Timber Oil to a test area, approximately 250mm x 250mm. Allow to dry for twelve hours then firmly press a strip of sticky tape over the coated section and rip off quickly. If the coating is removed do not proceed as the surface is not suitable.

Important:

If mould is present or if timber is in a mould prone area, use Intergrain UltraPrep Mould Killer to remove surface mould effectively as the first step of preparing the timber for coating.

For best results, we recommend cleaning timber with Intergrain UltraPrep Timber Cleaner to ensure surface is free from debris, droppings and stains.

Application Procedure and Equipment

Remove excess water from the surface and allow the timber to completely dry before coating. Stir thoroughly before and during use with a flat blade stirrer. Do not thin. If project requires more than one can of Nature's Timber Oil, mix all cans together in one large container to achieve colour uniformity.

Apply Nature's Timber Oil using a quality brush, lambswool applicator, or spray (air assisted airless or airless). Do not apply by roller. If spraying, back-brush immediately after each section is coated to ensure a uniform finish. Take care to apply sufficient product to edges and end grain. When coating large areas, such as decking and weatherboards, coat no more than three boards at a time. Complete an entire length or continue until a natural break such as a window occurs.

Wait four hours to dry and apply a second coat. If necessary, sand lightly between coats to remove any raised grain.

Wait 30 minutes after the second coat is applied and wipe off excess surface oil. Ensure that excess is wiped before the coating gets tacky.

IMPORTANT: COATING WILL NOT DRY AS PER DRYING TIME BELOW IF EXCESS OIL IS NOT WIPED OFF THE SURFACE BEFORE IT GETS TACKY.

Keep freshly coated contacting surfaces such as doors and windows ajar for several days if possible. Some tight closing windows may need sealing strips to prevent sticking.

Do not apply to hot surfaces or those in direct sunlight, as doing so may result in difficult application, poor adhesion and blistering.

Do not apply in temperatures above 35°C or below 10°C or if rain or dew is expected within four hours of application.

MAINTENANCE

Conduct a routine 12 monthly maintenance inspection.
When timber starts to show signs of dryness and loss of colour, clean timber with Intergrain UltraPrep Timber Cleaner and apply one coat of Nature's Timber Oil, wiping off the surface excess before it gets tacky.

Health and Safety

SDS Number DLXGHSEN001011	SDS Link View SDS Link
Using Safety Precautions Keep out of reach of children. Slippery when spilt; clean up immediately. Avoid contact with skin and eyes or breathing vapour and spray mist (dust). Wear overalls, impervious gloves and chemical goggles. Use only in well ventilated areas. Keep containers closed when not in use. Wash hands after use.	
Please refer to SDS Link. In case of emergency, please call 1800 220 770.	

Transport and Storage

Pack A 887-Line	
Size:	Weight:
<input type="text" value="1L 4L 10L"/>	<input type="text" value="1.07Kg 4.10Kg 10.19Kg"/>
Please refer to the Safety Data Sheet for full safety, health and transportation information.	

Disclaimer

This Data Sheet is copyright to DuluxGroup (Australia) Pty Ltd and/or DuluxGroup (New Zealand) Pty Ltd (collectively, 'Dulux'). It may not be varied or altered without the prior written consent of Dulux, and if it is, Dulux has no responsibility or liability for those variations.

Unless Dulux has provided you with a customised, project-specific specification, this Data Sheet does not represent that any particular product or product system will be suitable for your project.

Any information provided in this Data Sheet is given in good faith and is believed by Dulux to be correct at the time of publication. Products and coating systems can be expected to perform as indicated in this Data Sheet, provided the substrate is in good condition, the coatings are applied by a suitably experienced and skilled applicator, and the preparation, application and maintenance is followed strictly as set out in this Data Sheet, and as recommended on the applicable Safety Data Sheets for the relevant products, available from www.duspecplus.com.au. Climatic conditions at application time can affect product suitability and performance.

The correct colour or colour match is the responsibility of the applicator. Colours will change over time and Dulux does not guarantee that the same colour newly mixed will match a colour applied earlier which has been subjected to weathering or other change elements. No product colour is guaranteed against colour change.

Where any liability of Dulux in respect of this Data Sheet cannot by law be excluded, Dulux's liability is limited, as permitted by law and at Dulux's option, to resupply of the relevant products or services or to reimbursing the cost of those products or services.

WHERE LEAD MAY BE PRESENT: The asset manager is responsible for verifying the presence of lead and determining whether to remove or encapsulate the lead. If lead is present, the work must be done in strict accordance with AS 4361 Parts 1 and 2 and Worksafe Australia guidelines.