




## AUAC00013 Dulux Acratex Green Render Sealer

Introduction	
Part A	19420802

Description and Image
<p><b>Dulux Acratex Green Render Sealer</b> is a Water Based Primer/ Sealer designed principally for the preparation of fresh "green" masonry surfaces to minimise unsightly white salts or "efflorescence" migrating through the applied coating system and speed project coating schedules by reducing the traditional concrete/render "Alkalinity passivation" wait period.</p> <p>Acratex Green Render Sealer designed to reduce the normal site mixed cement render "28 day / Bagged Render 7-10 days wait cycle"</p> <p>Green Render Sealer can be applied over 2 day old cement render providing moisture content has stabilised.</p> <p>Dulux Acratex Green Render Sealer is also an excellent general purpose primer with excellent adhesion to masonry surfaces and correctly cleaned and prepared previously painted acrylic surfaces.</p>

Features and Benefits
<ul style="list-style-type: none"> <li>• Superior water and alkali resistance</li> <li>• Seals and Primes masonry surfaces</li> <li>• Penetrating binder</li> <li>• Water based,</li> <li>• Fast track coating</li> <li>• Ensures good, uniform adhesion of topcoat</li> <li>• Consolidates masonry surfaces</li> <li>• Low VOC</li> <li>• Reduces Scaffolding Hire costs</li> </ul>






Standards And Certifications			
 <p>NATA Accredited: National Association of Testing Authorities</p>	 <p>Certified System: Quality ISO 9001</p>	 <p>Certified System: Environment ISO 14001</p>	

Standards and Certifications
<p>For details on these standards and certifications please reference the 'Approvals' section at the beginning of this document. Please contact your DuluxGroup representative for specific information on ESD credits / points.</p>

Uses
<p>Green Render Sealer can be used over all masonry surfaces to provide excellent system adhesion and integrity with long term durability. The primer forms a barrier over alkali substrates limiting the reaction with atmospheric Carbon Dioxide thus reducing the formation of unsightly white deposits or "efflorescence" on the surface typically associated with coating of highly alkaline "Fresh" masonry. The primer allows for reduced substrate curing time prior to coating, thus fast tracking project work and reducing overall project costs and construction time.</p>

Typical Specifications				
Typical System				
Title: <b>Typical system for New Brick/Blockwork [Exterior]</b>				
Preparation Guide Refer : AUAC02452 Dulux AcraTex AcraSkin Low Gloss / Coventry Fine / Green Render Sealer / RenderWall AcraBuild on New Concrete block, brick, masonry [Exterior]				
Coat	Product	Spread Rate (m <sup>2</sup> /L):	WFT (micron):	DFT (micron):
Prep Coat	RenderWall AcraBuild	0.3	4000	4000
1st Coat	Green Render Sealer	8	125	44
Intermediate	Coventry Fine	0.8	1250	1009
2nd Coat	968 AcraSkin	4.1	244	125
3rd Coat	968 AcraSkin	4.1	244	125
				Minimum System DFT: <b>5303</b>

Performance Guide	
Salt <b>Resists migration of soluble salts</b>	Heat Resistance <b>N/A - not tested</b>
Water <b>Highly water resistant</b>	Solvent <b>N/A - Not tested</b>
Abrasion <b>N/A - not tested</b>	Acid <b>N/A - not tested</b>
Alkali <b>Excellent Alkali Resistance - Suitable over "green masonry" after 2 days of idea curing conditions. Under adverse conditions allow 14 days.</b>	

Typical Properties
V.O.C. Content <b>20 g/L</b>
Clean Up Clean up water DO NOT THIN
Meets GBCA V.O.C. Requirements? <b>Yes</b> Total Volatile Organic Content (TVOC) values are calculated in accordance to the stated methodology within Green Star Technical Manuals. The TVOC content is theoretically calculated as the sum total of the known VOC values of the product's raw material components. These materials include the base paint plus additional low VOC tinter required for non-factory packaged colours.
Application Methods  Air Spray  Airless Spray  Brush  Roller  Pad

Specifications	Solids by Volume		
	<input type="text" value="35"/>		
	Min	Max	Recommended
Wet Film Per Coat (microns)	<input type="text" value="125"/>	<input type="text" value="125"/>	<input type="text" value="125"/>
Dry Film Per Coat (microns)	<input type="text" value="43.75"/>	<input type="text" value="43.75"/>	<input type="text" value="43.75"/>
Theoretical Spread Rate (m <sup>2</sup> /L)	<input type="text" value="8"/>	<input type="text" value="8"/>	<input type="text" value="8"/>
Drying Time	Min	Max	Recommended
Recoat Time (min/hours)	<input type="text" value="2 hrs"/>	<input type="text" value="indefinite"/>	<input type="text"/>
<p>Typical Property Notes</p> <p>Brush, Roller and Airless spray Brush and roll at the same time to avoid picture framing.</p> <p>Product should be thoroughly mixed before use. Refer to the Dulux Acratex Application Manual for detailed instructions. A 10-20mm nap roller is used depending on the type of texture being overcoated.</p> <p>Typical Airless Spray set up is: Graco Ultra 500 using 0.017-0.019 spray tip at approx. 1000 psi.</p>			

Application Guide	
<p>Surface Preparation</p> <p>Ensure alkaline surfaces have been aged for at least 2 days. Concrete / Cement Render curing times may require extended curing times dependant on cure conditions. All surfaces must be cured (substrate has reached a stable moisture content), clean, sound and free of all contaminates such as form oils, release agents, mortar splashes, mould and algae. Surface imperfections misalignments and protrusions must be levelled and patched and completely flush to surrounding surfaces. Metal, tie wire, etc. on surface must be removed or treated against corrosion.</p> <p><b>Application:</b> Refer to the Acratex Texture Coatings Applicators Training Manual for detailed instructions. Green Render Sealer may be applied by airless spray, roller or brush. Applications must form a continuous "barrier" film to maximise efflorescence blocking.</p>	
<p>Application Procedure and Equipment</p> <p><b>Brush, roller and airless spray</b> Brush and roll at the same time to avoid picture framing.</p> <p>Product should be thoroughly mixed before use. Refer to the Dulux Acratex Application Manual for detailed instructions. A 10-20mm nap roller is used depending on the type of surface profile being overcoated.</p> <p>Typical Airless Spray set up is: Graco Ultra 500 using 0.017-0.019 spray tip at approx. 1000 psi.</p>	

Health and Safety	
<p>SDS Number</p> <p><b>DLX002555</b></p>	<p>SDS Link</p> <p><a href="https://go.lupinsys.com/duluxgroup/harms/public/materials/fee62a9c4b8013f1e9ea398e9cbbcca2-published/individual">https://go.lupinsys.com/duluxgroup/harms/public/materials/fee62a9c4b8013f1e9ea398e9cbbcca2-published/individual</a></p>
<p>Using Safety Precautions</p> <p>Refer Material Safety Data Sheet for full detail. Ensure protection from splashes to exposed skin and eyes. Ensure adequate ventilation.</p>	

Please refer to [SDS Link](#). In case of emergency, please call 1800 220 770.

**Precautions and Limitations**

**This product data sheets shall be read in conjunction with the Dulux specification.**

To ensure colour uniformity and for optimum performance, Dulux recommend a full coating system including a Membrane topcoat. For **all** systems, the Texture &/or Base Coat should be tinted in accordance with Tint Guide to the specified topcoat colour (or a colour as close as possible to the specified colour as product and Acratex tint rules allow).

**Important:** Not all colours are suitable for exterior use. Ensure that you have adequate tinted stock to complete the job in one application. All material must be thoroughly cross-mix to ensure tint uniformity. It is recommended to hold a volume of finish material for future maintenance touch-ups

Practical spreading rates will vary from quoted theoretical figures depending on substrate porosity, surface roughness, overspray losses, application methods and environmental conditions (e.g. wind).

- Do not apply paint if Relative Humidity is above 85% or temperature is within 3°C of Dew Point.
- Do not apply if the surface temperature is greater than 40°C or below 10°C, or likely to fall below 10°C during the application or drying period.
- Dry times apply to a single coat at recommended spread rate and at 25°C and 50% Relative Humidity
- Allow longer times under cool, moist, or still conditions and or when applied at high film builds.
- Protect from dew, rain and frost for 48 hours when apply at the recommended spread rate.
- Avoid application in hot, windy conditions or on hot surfaces cool the surface by hosing with water and paint the cool damp surface.
- The exterior texture coatings should be cleaned on a regular basis.
- This will help maintain your overall aesthetic appearance and preserve your Acratex Texture coating system.

Cleaning once every year will remove light soil as well as grime and airborne pollutants refer Dulux Acratex Care & Maintenance Guide.

**Transport and Storage**

Line Shade /Pack A <b>19420802</b>	Shipment Name <b>Water Based Paint</b>
Size: <input style="width: 100%;" type="text" value="15L"/>	Weight: <input style="width: 100%;" type="text" value="18kg"/>

**Disclaimer**

This Data Sheet is copyright to DuluxGroup (Australia) Pty Ltd and/or DuluxGroup (New Zealand) Pty Ltd (collectively, 'Dulux'). It may not be varied or altered without the prior written consent of Dulux, and if it is, Dulux has no responsibility or liability for those variations.

Unless Dulux has provided you with a customised, project-specific specification, this Data Sheet does not represent that any particular product or product system will be suitable for your project.

Any information provided in this Data Sheet is given in good faith and is believed by Dulux to be correct at the time of publication. Products and coating systems can be expected to perform as indicated in this Data Sheet, provided the substrate is in good condition, the coatings are applied by a suitably experienced and skilled applicator, and the preparation, application and maintenance is followed strictly as set out in this Data Sheet, and as recommended on the applicable Safety Data Sheets for the relevant products, available from [www.duspecplus.com.au](http://www.duspecplus.com.au). Climatic conditions at application time can affect product suitability and performance.

The correct colour or colour match is the responsibility of the applicator. Colours will change over time and Dulux does not guarantee that the same colour newly mixed will match a colour applied earlier which has been subjected to weathering or other change elements. No product colour is guaranteed against colour change.

Where any liability of Dulux in respect of this Data Sheet cannot by law be excluded, Dulux's liability is limited, as permitted by law and at Dulux's option, to resupply of the relevant products or services or to reimbursing the cost of those products or services.

WHERE LEAD MAY BE PRESENT: The asset manager is responsible for verifying the presence of lead and determining whether to remove or encapsulate the lead. If lead is present, the work must be done in strict accordance with AS 4361 Parts 1 and 2 and Worksafe Australia guidelines.