

AUBE00232 Berger Door & Trim Water Based Enamel Semi Gloss

Introduction

Part A
670 - Line

Description and Image

Berger Door & Trim Water Based creates a beautiful and hard wearing semi gloss finish ideal for doors, windows, and trim in your home. Berger Doors & Trim Water Based is non yellowing for better colour retention, and is flexible to movements in timber. Use Berger Doors & Trim in high traffic areas of your home.



Features and Benefits

- Use interior & exterior
- Non yellowing formula
- Flexible to movements in timber
- Use over water based or oil based previously painted surfaces including aged enamel

Uses

Doors, Architraves, Skirting boards, Windows, Timber trim

✓ Interior ✓ Exterior






Precautions and Limitations

All preparation and painting must conform to AS2311: The Painting of Buildings.

Do not apply if the surface temperature is below 10C or conditions indicate it will fall below 10C during the drying period.

All enamels yellow with age. This can be accelerated by darkness, heat and exposure to ammonia from freshly painted acrylic paints and some cleaning agents, particularly during the drying period.

Performance Guide	
Weather Good resistance to weathering with a low level of chalking, colour change and dirt pick up	
Heat Resistance Softens and sticks to other paint surfaces at over 70C	Water Suitable for use in wet areas such as bathroom doors, trim etc
Solvent Sensitive to aromatic hydrocarbons and alcohols.	Abrasion Marks and soiling easily removed

Typical Properties	
Gloss Level 35-45 at 60 degrees	Thinner Water
Colour White, Deep, Extra Deep and Extra Bright	
Components 1	Number of Coats 2
Toxicity NA	V.O.C. Level <65 g/L
Touch Dry 20 mins	
Clean Up  Water	
Application Methods  Air Spray  Airless Spray  Brush  Roller	
Application Conditions	Solids by Volume <div>32.8</div>
	<div>MinMaxRecommended</div>
Wet Film Per Coat (microns)	<div></div> <div></div> <div>78</div>
Dry Film Per Coat (microns)	<div></div> <div></div> <div>25</div>
Recoat Time (min/hours)	<div>2 hours</div> <div>Indefinite</div> <div>2 hours</div>
Theoretical Spread Rate (m²/L)	<div></div> <div></div> <div>16</div>

Application Guide

Surface Preparation

- Do not apply paint if the temperature is below 10°C or likely to fall below 10°C during the drying period.

All surfaces must be thoroughly cleaned and free of loose dirt, dust, grease, loose or flaking paint and loose surface plaster. Efflorescence or mould on masonry or concrete surfaces must be treated. Flatten gloss surfaces by thoroughly sanding and wipe clean with a damp cloth, then apply primer, sealer or undercoat as required.

Application Procedure and Equipment

Brush, roll, or spray.

Stir contents thoroughly before and during use with a broad flat stirrer using an upward lifting action.

Brush/Roll:

Apply evenly, ensuring to keep a wet edge whilst painting. Lay off with light vertical strokes.

On wall areas use a 5-9mm nap roller to achieve the smoothest finish.

Spray: Application by HVLP spray suitable if thinned with 5% water

Health and Safety

SDS Number

DLXGHCEN001429

SDS Link

[View SDS Link](#)

Personal Equipment

Wear eye protection and when spraying wear a dust mask.

Please refer to SDS Link. In case of emergency, please call 1800 220 770.

Transport and Storage

Pack A

670 - Line

Size:

1L, 2L, 4L, 10L

Weight:

1.43Kg, 2.80Kg, 5.58Kg, 13.9Kg

Disclaimer

This Data Sheet is copyright to DuluxGroup (Australia) Pty Ltd and/or DuluxGroup (New Zealand) Pty Ltd (collectively, 'Dulux'). It may not be varied or altered without the prior written consent of Dulux, and if it is, Dulux has no responsibility or liability for those variations.

Unless Dulux has provided you with a customised, project-specific specification, this Data Sheet does not represent that any particular product or product system will be suitable for your project.

Any information provided in this Data Sheet is given in good faith and is believed by Dulux to be correct at the time of publication. Products and coating systems can be expected to perform as indicated in this Data Sheet, provided the substrate is in good condition, the coatings are applied by a suitably experienced and skilled applicator, and the preparation, application and maintenance is followed strictly as set out in this Data Sheet, and as recommended on the applicable Safety Data Sheets for the relevant products, available from www.duspecplus.com.au. Climatic conditions at application time can affect product suitability and performance.

The correct colour or colour match is the responsibility of the applicator. Colours will change over time and Dulux does not guarantee that the same colour newly mixed will match a colour applied earlier which has been subjected to weathering or other change elements. No product colour is guaranteed against colour change.

Where any liability of Dulux in respect of this Data Sheet cannot by law be excluded, Dulux's liability is limited, as permitted by law and at Dulux's option, to resupply of the relevant products or services or to reimbursing the cost of those products or services.

WHERE LEAD MAY BE PRESENT: The asset manager is responsible for verifying the presence of lead and determining whether to remove or encapsulate the lead. If lead is present, the work must be done in strict accordance with AS 4361 Parts 1 and 2 and Worksafe Australia guidelines.