

AUPR00007 Dulux Professional Exterior Acrylic Gloss

Introduction

Part A
662 LINE

Approvals
APAS 0280/1 (White, Deep & Ultra Deep Base)

Description and Image

Dulux Professional Exterior Gloss Acrylic is a durable, exterior 100% acrylic gloss with good wet edge for lapping, minimum roller spatter and roller fly-off and excellent hold up on high spots.

Features and Benefits

- Water based
- 100% Acrylic Latex
- Good wet edge
- Good body
- Same day recoat and easy clean up.
- Long term durability - lasts longer, colours do not fade.
- Quick to use, frequent lapping is not necessary.
- Minimum spatter or roller fly-off; less splashes.

Uses

Use Dulux Professional Exterior Gloss Acrylic as a long-lasting exterior gloss finish on all classes of masonry, bricks, concrete, render, fibro cement etc. and all suitably primed timber and metals.

Precautions and Limitations

All preparation and painting must conform to AS2311: The Painting of Buildings.






Do not apply to roofs or surfaces used for the collection of drinking water. Do not paint at temperatures below 10C or when the temperature of surface may fall below 10C during the drying period.

Check the adhesion of old paint by cutting an 'X' through the film with a razor blade or trimming knife, press cellulose tape firmly across the cut and rip it off. If the old paint comes off with the tape it should be removed before repainting.

Occasionally when dew or condensation forms on the newly dried film, a slight milky deposit will be observed on the film. This is quite normal and does not result in reduced performance simply hose or wipe it with a damp rag and it will not reappear.

Performance Guide

Weather Very good resistance to weathering, with very low level of chalking, colour change & dirt pick-up.	Salt NA
Heat Resistance Up to 70C. May soften at elevated temperatures and pick up dirt.	Water Resists prolonged rain and condensation.
Solvent Sensitive to aromatic hydrocarbons, alcohols and ketones.	Abrasion Moderate resistance to abrasion.
Acid NA	Alkali NA

Typical Properties			
Gloss Level 55-70 at 60 degrees		Thinner Water	
Colour Can be machine tinted to a comprehensive pastel and medium dark colour range.			
Components 1			
Toxicity Lead free. Dry film is non-toxic and conforms to AS1647, Part 3.		V.O.C. Level < 55g/L (average)	
Touch Dry 30 Minutes			
Clean Up  Water			
Clean Up Description Thoroughly clean all equipment in water after use.			
Application Methods  Air Spray  Airless Spray  Brush  Roller			
Application Conditions		Solids by Volume	
		39.4	
	Min	Max	Recommended
Wet Film Per Coat (microns)	63	63	63
Dry Film Per Coat (microns)	25	25	25
Recoat Time (min/hours)	2 Hours	Indefinite	
Theoretical Spread Rate (m ² /L)	16	16	16

Application Guide

Surface Preparation

All surfaces must be thoroughly cleaned and free of all dirt, dust, grease, loose or flaking paint. Efflorescence or mould on masonry or concrete surfaces must be treated, then apply primer, sealer or undercoat as required.

Application Procedure and Equipment

Brush, roller, conventional or airless spray

Stir contents thoroughly before and during use with a broad flat stirrer, using an upward lifting action.

Brush/Roller

Rinse brush or roller in water before starting and use while still slightly damp.

Apply two full even coats direct from the container. Under hot or windy conditions or on very absorbent surfaces, up to 100 ml clean water may be added per litre to assist application. Use a short nap roller. Avoid excessive brushing or rolling back into paint which has been drying some minutes.

Airless/Conventional Spray

Suitable for application by all standard spray equipment. If necessary thin with up to 100 ml per litre of water to aid atomisation.

Health and Safety

SDS Number

45450, 0

SDS Link

[View SDS Link](#)

Please refer to SDS Link. In case of emergency, please call 1800 220 770.

Transport and Storage

Pack A

662 LINE

Size:

Weight:

4 Litre 10 Litre 15 Litre

5.1 Kg 13.1 Kg 20.4 Kg

Flash Point

NA

UN Number

NA

Dangerous Goods Class

NA

Package Group

NA

Disclaimer

This Data Sheet is copyright to DuluxGroup (Australia) Pty Ltd and/or DuluxGroup (New Zealand) Pty Ltd (collectively, 'Dulux'). It may not be varied or altered without the prior written consent of Dulux, and if it is, Dulux has no responsibility or liability for those variations.

Unless Dulux has provided you with a customised, project-specific specification, this Data Sheet does not represent that any particular product or product system will be suitable for your project.

Any information provided in this Data Sheet is given in good faith and is believed by Dulux to be correct at the time of publication. Products and coating systems can be expected to perform as indicated in this Data Sheet, provided the substrate is in good condition, the coatings are applied by a suitably experienced and skilled applicator, and the preparation, application and maintenance is followed strictly as set out in this Data Sheet, and as recommended on the applicable Safety Data Sheets for the relevant products, available from www.duspecplus.com.au. Climatic conditions at application time can affect product suitability and performance.

The correct colour or colour match is the responsibility of the applicator. Colours will change over time and Dulux does not guarantee that the same colour newly mixed will match a colour applied earlier which has been subjected to weathering or other change elements. No product colour is guaranteed against colour change.

Where any liability of Dulux in respect of this Data Sheet cannot by law be excluded, Dulux's liability is limited, as permitted by law and at Dulux's option, to resupply of the relevant products or services or to reimbursing the cost of those products or services.

WHERE LEAD MAY BE PRESENT: The asset manager is responsible for verifying the presence of lead and determining whether to remove or encapsulate the lead. If lead is present, the work must be done in strict accordance with AS 4361 Parts 1 and 2 and Worksafe Australia guidelines.