

AUIN00037 Intergrain UltraDeck Slip Resistant

Introduction

Part A
552W0260

Description and Image

Intergrain UltraDeck® Slip Resistant is a long lasting, high performance, water based coating designed to enhance the natural colour of exterior timber while providing slip resistance. The subtly textured, matt finish guards timber against harsh weather conditions as well as the abrasive effects of foot traffic, providing your timber superior protection for longer.



Features and Benefits

- Achieves P4 slip resistance rating.
- Long lasting finish.
- Coat in any season#

Standards And Certifications



Global Green Tag
Certified: GreenRate
Level A

Standards and Certifications

For details on these standards and certifications please reference the 'Approvals' section at the beginning of this document. Please contact your DuluxGroup representative for specific information on ESD credits / points.

Uses

Decks, ramps, walkways and steps.

Precautions and Limitations




Do not apply if:

- Humidity is higher than 85%
- Air or surface temperatures are above 35°C or below 5°C
- Rain or dew is expected before coating is rain ready ^v

Performance Guide

Weather Exterior durable.	Heat Resistance Up to 70 degrees Celsius. Higher temperatures will cause film to soften.
Water Good	Abrasion Good

Typical Properties

Gloss Level Matt			
Colour Lightly pigmented Natural brown.			
Components 1		Number of Coats 2-3	
V.O.C. Level <30g/L			
Meets GBCA V.O.C. Requirements? Yes Total Volatile Organic Content (TVOC) values are calculated in accordance to the stated methodology within Green Star Technical Manuals. The TVOC content is theoretically calculated as the sum total of the known VOC values of the product's raw material components. These materials include the base paint plus additional low VOC tinter required for non-factory packaged colours.			
Clean Up <div><div></div><div>Water</div></div>			
Application Methods <div><div></div><div>Brush</div><div></div><div>Pad</div></div>			
Application Conditions		Solids by Volume	
		<div>27</div>	
	Min	Max	Recommended
Wet Film Per Coat (microns)	<div>71</div>	<div></div>	<div></div>
Dry Film Per Coat (microns)	<div>19</div>	<div></div>	<div></div>
Recoat Time (min/hours)	<div>See below</div>	<div></div>	<div></div>
Theoretical Spread Rate (m²/L)	<div>10</div>	<div>14</div>	<div></div>
Typical Property Notes Coverage			

10-14m²/L per coat, depending on the porosity of the timber.

Dry time - coat in any season #

Ideal Conditions

Temperature between 15-35°C and Humidity <85%

Touch dry 1 hour

Recoat 3 hours

Rain ready^ 3 hours

Full cure 7 days

Cool Conditions

Temperature between 5-15°C and Humidity <85%

Touch dry 3 hours

Recoat 8 hours

Rain ready^ 8 hours

Full cure 14 days

Coat in any season limitations

Do not apply if:

Humidity is higher than 85%

Air or surface temperatures are above 35°C or below 5°C

Rain or dew is expected before coating is rain ready ^

Doing so may result in difficult application, poor adhesion and blistering.

^ Rain ready

Intergrain UltraDeck Slip Resistant can withstand light rain on the day of application.

Use times provided above as a guide for when your final coat will be rain ready.

P4 Slip rating

Intergrain UltraDeck Slip Resistant achieves a P4 slip rating in 2 coats. A P4 slip rating is required by the Building Code of Australia on exterior stairs and ramps up to a 1:14 gradient.

To maintain slip resistance, follow maintenance recommendations.

Application Guide

Surface Preparation

New, pre-oiled timber

Timber that is factory pre-oiled with Intergrain Universal Timber Oil or Feast Watson Industrial Timber Oil does not require exterior weathering or treatment to remove tannin or oils. This pre-oiled timber can be directly over coated with Intergrain UltraDeck Slip Resistant.

All timber should be clean and free from dust, dirt, debris, and mortar prior to coating.

Light surface soiling: A light wipe down with a clean damp cloth will be suitable.

Heavy surface soiling: Clean the surface with Intergrain UltraPrep Timber Cleaner following the directions on the pack and rinse, allowing the surface to dry thoroughly prior to topcoat application.

IMPORTANT

Prior to topcoat purchase and application, it is important to identify the type of oil the supplier or timber merchant has used, to ensure it is compatible with water-based oil application. If unsure, follow the recommendations below for New Raw Timber.

New raw timber

Treat timber with Intergrain UltraPrep Tannin & Oil Remover. Then clean with Intergrain UltraPrep Timber Cleaner.

Grey and weathered with no previous coating

Clean with Intergrain UltraPrep Timber Cleaner. For severely weathered timber, sand back to a fresh surface, remove all sanding dust, then clean with Intergrain UltraPrep Timber Cleaner.

Existing coating in poor condition

Remove coating by using a combination of Intergrain UltraPrep Tannin & Oil Remover and power washing. Then clean with Intergrain UltraPrep Timber Cleaner.

Paints, varnishes or coatings in varied condition

Paints, varnishes or coatings that have deteriorated unevenly, remove all existing coating by using Intergrain Liquid 8 Timber Stripper or sanding back to bare timber. Then clean with Intergrain UltraPrep Timber Cleaner.

Maintenance coat of Intergrain UltraDeck Slip Resistant

If your existing Intergrain UltraDeck Slip Resistant coating is in good condition, clean the surface with Intergrain UltraPrep™ Timber Cleaner.

Important: If mould is present or if timber is in a mould prone area, use Intergrain UltraPrep Mould Killer to remove surface mould effectively as the first step of preparing the timber for coating.

Application Procedure and Equipment

Remove excess water from the surface and allow the timber to dry for at least 1 hour before coating.

Stir Intergrain UltraDeck Slip Resistant thoroughly before and during use with a flat blade stirrer.

Apply Intergrain UltraDeck Slip Resistant using the Intergrain DeckBrush (recommended), flat deck applicator, applicator or paint brush. Do not spray or use a roller.

Apply at the coverage rate of 10-14m²/L. Do not overspread or apply thinly as insufficient film thickness will result in lap marks and compromise performance and durability. When coating large areas, work in sections, apply long strokes and use natural breaks in the boards as stopping points.

Allow to dry following the recoat time indicated in the section Typical Properties, then apply a second coat.

A third coat will give extra protection and is required in harsh conditions such as full sun exposure, around pools and in humid areas or if the first coat was applied on damp or porous timber.

Important: All timber is required to be free from dust, mould and site contaminants prior to coating. Follow all relevant product label instructions when using Intergrain products.

Maintenance

Conduct a routine 12 monthly maintenance inspection.

Best protection of the timber and ease of maintenance is ensured if Intergrain UltraDeck Slip Resistant is recoated before deterioration of the coating and timber underneath occurs or when slip resistance is reduced.

Help & advice

Australia – 1800 630 285
www.intergrain.com.au

NZ – 0800 222 687
www.intergrain.co.nz

For detailed project specifications or a Safety Data Sheet, contact Intergrain Help & Advice or visit our website.

Health and Safety	
SDS Number DLXGHCEN003478	SDS Link View SDS Link
Using Safety Precautions Keep out of reach of children. Slippery when spilt; clean up immediately. Avoid contact with skin and eyes or breathing vapour and spray mist (dust). Wear waterproof gloves and safety glasses. Use only in well ventilated areas. Wash hands after use.	
Please refer to SDS Link. In case of emergency, please call 1800 220 770.	

Transport and Storage	
Pack A 552W0260	
Size: <div>1L 4L 10L</div>	Weight: <div>1.16Kg 4.47Kg 11.02Kg</div>
Please refer to the Safety Data Sheet for full safety, health and transportation information.	

Disclaimer

This Data Sheet is copyright to DuluxGroup (Australia) Pty Ltd and/or DuluxGroup (New Zealand) Pty Ltd (collectively, 'Dulux'). It may not be varied or altered without the prior written consent of Dulux, and if it is, Dulux has no responsibility or liability for those variations.

Unless Dulux has provided you with a customised, project-specific specification, this Data Sheet does not represent that any particular product or product system will be suitable for your project.

Any information provided in this Data Sheet is given in good faith and is believed by Dulux to be correct at the time of publication. Products and coating systems can be expected to perform as indicated in this Data Sheet, provided the substrate is in good condition, the coatings are applied by a suitably experienced and skilled applicator, and the preparation, application and maintenance is followed strictly as set out in this Data Sheet, and as recommended on the applicable Safety Data Sheets for the relevant products, available from www.duspecplus.com.au. Climatic conditions at application time can affect product suitability and performance.

The correct colour or colour match is the responsibility of the applicator. Colours will change over time and Dulux does not guarantee that the same colour newly mixed will match a colour applied earlier which has been subjected to weathering or other change elements. No product colour is guaranteed against colour change.

Where any liability of Dulux in respect of this Data Sheet cannot by law be excluded, Dulux's liability is limited, as permitted by law and at Dulux's option, to resupply of the relevant products or services or to reimbursing the cost of those products or services.

WHERE LEAD MAY BE PRESENT: The asset manager is responsible for verifying the presence of lead and determining whether to remove or encapsulate the lead. If lead is present, the work must be done in strict accordance with AS 4361 Parts 1 and 2 and Worksafe Australia guidelines.