

AUAC00153 Dulux Acratex AcraShield Advance Micaceous Iron Oxide Matt

Introduction

Part A
194X0580-15L

Approval
CONFORMS TO AS4548.1, AS4548.2 : Long Life Coatings for Masonry

Description and Image

Dulux Acratex Acrashield MIOX is a mid build, glimmer effects, pigmented, water based 100% acrylic coating available in matt finish. Acrashield MIOX has with excellent durability particularly as the pigment interlocks in the film to reduce moisture permeability and improve resistance to degradation by UV light.

Acrashield MIOX has an attractive sparkle finish, is available in a range of dark tone colours with a glimmer effect and is recommended on suitably primed and levelled substrate not subject to high physical abrasion.


Features and Benefits

- 10 year warranty
- Water Based
- Tintable
- Durable acrylic
- Glimmer Effect
- Guaranteed long term exterior durability & water resistance.
- Easy, safe and economical clean-up.
- Extensive, dark / deep colour range.
- Resists pollution, chemical attack and dirt pick-up.
- Attractive sparkle finish

Standards And Certifications



NATA Accredited:
National Association of
Testing Authorities



Certified System: Quality
ISO 9001



Certified System:
Environment ISO 14001

Standards and Certifications

For details on these standards and certifications please reference the 'Approvals' section at the beginning of this document. Please contact your DuluxGroup representative for specific information on ESD credits / points.

Uses

Dulux Acratex Acrashield MIOX is used as a protective topcoat over Dulux Acratex texture coatings. It substantially upgrades the overall coating system durability & ensures greater colour consistency, especially over large areas. It significantly reduces dirt accumulation, pollution and chemical attack especially on high profile textured coatings.

System Performance Testing Data

Test Result Name: Crack Bridging Ability "B"	Test Method: AS 4548.5 Appendix F	Unit of Measure: X Film Build	Result: 5	Comments: Static Test Test Speed of 0.5mm/min Test Temp =23+/-3 degress
Tensile Strength	AS1145	MPa	2.3	Specimen type 5 Test speed 50mm/min
Elongation	AS 4548.1	%	255	Specimen type 5 Test speed 50mm/min
Heat & Smoke Release	AS/NZS 3837:1998	m2/Kg	13.8	Group 1
Wind Driven Rain (Cyclone Testing)	ASTM D6904	No Water Penetration	Pass	


Performance Guide	
Salt Resists salt spray.	Heat Resistance Up to 90C (dry).
Water Contributes to outstanding moisture barrier properties of full texture systems.	Solvent Resists alcohol and aliphatic hydrocarbons. Sensitive to other stronger solvents.
Abrasion Good resistance to abrasion.	Acid Resists dilute acids.
Alkali Resists dilute alkali.	

Typical Properties

V.O.C. Content

<67g/L

Clean Up




Water


Sizes

15L


Application Methods



Airless Spray



Brush



Roller

Pressure Pot , HVLP

Specifications

Solids by Volume

45

Min

Max

Recommended

Wet Film Per Coat (microns)

167

222

167

Dry Film Per Coat (microns)

75

100

75

Theoretical Spread Rate (m²/L)

6

4.5

6

Drying Time

	Min	Max	Recommended
Recoat Time (min/hours)	2 Hours	indefinite	

Application Guide

Surface Preparation

Ensure the texture coating is completely dry, especially during winter.
The textured surface should be clean and of uniform texture and appearance.
Ensure adequate masking is used to protect adjacent surfaces.

Application Procedure and Equipment

Brush, roller (Not suitable for airless spray application)

Brush and roll at the same time to avoid picture framing.
Product should be thoroughly mixed before use. Refer to the Dulux Acratex Application Manual for detailed instructions.

Dulux Acratex Acrashield Advance may be applied by brush, roller or airless spray.
A 10 mm nap roller is used depending on the type of texture being over coated.
Lay-Off in one direction, Lay-off frequently.

For best Results apply by Airless Spray Typical set up is: Graco Ultra 500 using 0.019-0.021 spray tip at approx. 1000 psi.

Health and Safety

SDS Number
DLX003153

SDS Link
<https://go.lupinsys.com/duluxgroup/harms/public/materials/3ab0e449f01dcbc55d9263662d12603a-published/individual>

Using Safety Precautions

Using Safety Precautions

May cause an allergic skin reaction.
When spraying, inhalation of mists may produce respiratory irritation.
Wear protective gloves/protective clothing including eye/face protection and suitable respirator.

Please refer to [SDS Link](#). In case of emergency, please call 1800 220 770.

Precautions and Limitations

This product data sheets shall be read in conjunction with the Dulux specification.

To ensure colour uniformity and for optimum performance, Dulux recommend a full coating system including a Membrane topcoat.
For **all** systems, the Texture &/or Base Coat should be tinted in accordance with Tint Guide to the specified topcoat colour (or a colour as close as possible to the specified colour as product and Acratex tint rules allow).

Important: Not all colours are suitable for exterior use.

Ensure that you have adequate tinted stock to complete the job in one application.
All material must be thoroughly cross-mix to ensure tint uniformity.
It is recommended to hold a volume of finish material for future maintenance touch-ups

Practical spreading rates will vary from quoted theoretical figures depending on substrate porosity, surface roughness, overspray losses, application methods and environmental conditions (e.g. wind).

- Do not apply paint if Relative Humidity is above 85% or temperature is within 3°C of Dew Point.
- Do not apply if the surface temperature is greater than 40°C or below 10°C, or likely to fall below 10°C during the application or drying period.
- Dry times apply to a single coat at recommended spread rate and at 25°C and 50% Relative Humidity
- Allow longer times under cool, moist, or still conditions and or when applied at high film builds.
- Protect from dew, rain and frost for 48 hours when apply at the recommended spread rate.
- Avoid application in hot, windy conditions or on hot surfaces cool the surface by hosing with water and paint the cool damp surface.
- The exterior texture coatings should be cleaned on a regular basis.
- This will help maintain your overall aesthetic appearance and preserve your Acratex Texture coating system.

Cleaning once every year will remove light soil as well as grime and airborne pollutants refer Dulux Acratex Care & Maintenance Guide.

Transport and Storage

Line Shade /Pack A

194 line

Shipment Name

Not dangerous goods.; No special transport requirements.

Size:

Weight:

15 Litre

23.5 Kg

Further Information

AcraShield Metallic Colour Card

Disclaimer

This Data Sheet is copyright to DuluxGroup (Australia) Pty Ltd and/or DuluxGroup (New Zealand) Pty Ltd (collectively, 'Dulux'). It may not be varied or altered without the prior written consent of Dulux, and if it is, Dulux has no responsibility or liability for those variations.

Unless Dulux has provided you with a customised, project-specific specification, this Data Sheet does not represent that any particular product or product system will be suitable for your project.

Any information provided in this Data Sheet is given in good faith and is believed by Dulux to be correct at the time of publication. Products and coating systems can be expected to perform as indicated in this Data Sheet, provided the substrate is in good condition, the coatings are applied by a suitably experienced and skilled applicator, and the preparation, application and maintenance is followed strictly as set out in this Data Sheet, and as recommended on the applicable Safety Data Sheets for the relevant products, available from www.duspecplus.com.au. Climatic conditions at application time can affect product suitability and performance.

The correct colour or colour match is the responsibility of the applicator. Colours will change over time and Dulux does not guarantee that the same colour newly mixed will match a colour applied earlier which has been subjected to weathering or other change elements. No product colour is guaranteed against colour change.

Where any liability of Dulux in respect of this Data Sheet cannot by law be excluded, Dulux's liability is limited, as permitted by law and at Dulux's option, to resupply of the relevant products or services or to reimbursing the cost of those products or services.

WHERE LEAD MAY BE PRESENT: The asset manager is responsible for verifying the presence of lead and determining whether to remove or encapsulate the lead. If lead is present, the work must be done in strict accordance with AS 4361 Parts 1 and 2 and Worksafe Australia guidelines.