

AUCA00357 Cabot's Composite Revive Transparent

Introduction

SKU
57BW0569-2L

Description and Image

Cabot's Composite Revive is a one coat only, water based maintenance coat that helps refresh the colour and finish of your faded compatible uncapped composite decking*. This easy to apply coating lets you get back on your deck in 1 hour[^]. It has a transparent finish that maintains the underlying grain and colour of your faded compatible uncapped composite decking*.

**Compatible composite decking is uncapped composite decking in the Ekodeck Classic range and ModWood Natural Grain Brushed range only, and specifically excludes uncapped composite decking in the ModWood Natural Grain Smooth range.*



Features and Benefits

- Easy to Apply
- One Coat Only
- Back on Your Deck in 1 Hour[^]
- Water Wash Up

Uses

For use on compatible uncapped composite decking in the Ekodeck Classic range and ModWood Natural Grain Brushed range only.




Precautions and Limitations

[^]You can return to your deck after 1 hour under conditions of 25°C and 50% relative humidity. Cooler or more humid weather may require additional drying time.

Do not apply product if temperature is below 10°C or above 30°C or when rain or heavy dew is expected during the drying period. In hot temperatures, do not apply in direct sunlight.

Performance Guide

Weather Formulated for exterior use.	Heat Resistance Up to 70 degrees Celsius. Higher temperatures will cause film to soften.
Water Good	Abrasion Good

Typical Properties			
Gloss Level Low sheen			
Colour Milky white, dries clear			
Components 1 pack		Number of Coats 1	
V.O.C. Level 1.41 g/L			
Meets GBCA V.O.C. Requirements? Yes Total Volatile Organic Content (TVOC) values are calculated in accordance to the stated methodology within Green Star Technical Manuals. The TVOC content is theoretically calculated as the sum total of the known VOC values of the product's raw material components. These materials include the base paint plus additional low VOC tint required for non-factory packaged colours.			
Touch Dry 1 hour			
Clean Up <div> Water</div>			
Clean Up Description Clean brushes and equipment with water. Dispose of contents/container in accordance with local, regional, national and international regulations.			
Application Methods <div> Brush Pad</div> Cabot's Deck Coat applicator			
Application Conditions			
	Min	Max	Recommended
Recoat Time (min/hours)	<div></div>	<div></div>	<div>1 hour</div>
Theoretical Spread Rate (m²/L)	<div></div>	<div></div>	<div>12</div>
Typical Property Notes Approximately 12 m²/L depending on the porosity and condition of the composite.			

Application Guide

Surface Preparation

To prepare your compatible uncapped composite decking* for coating, first use Cabot's Composite Cleaner. Cabot's Composite Cleaner is an easy to use and effective cleaning solution for composites to remove grease and grime. Use Cabot's Deck Prep brush to scrub the cleaner, following label instructions.

For any tough or stubborn stains, use Cabot's Composite Stain Remover. Remove excess water from the surface with the squeegee on Cabot's Deck Prep brush, and allow the composite boards to completely dry before coating.

Application Procedure and Equipment

1. Stir thoroughly with a broad flat paddle before and during use. Pour Cabot's Composite Revive into Cabot's Deck Hand™ bucket.
2. Apply using Cabot's Deck Coat applicator along the length of the board. To seal exposed edges and end grain use a brush. Use a brush to cut in around the edges where required. The initial milky colour helps with even product application, drying to a transparent finish.
3. Apply one coat. Get back on your deck in 1 hour (under conditions of 25°C and 50% relative humidity. Cooler or more humid weather may require additional drying time.)

Health and Safety

SDS Number
DLXGHSEN004817

SDS Link
[View SDS Link](#)

Using Safety Precautions

Risk: May cause an allergic skin reaction.

Keep out of reach of children. Read carefully and follow all instructions. Avoid breathing dust, fume, gas, mist, vapours or spray.

Wear protective gloves/protective clothing including eye/face protection.

If medical advice is needed, have product container or label at hand.

IF ON SKIN: Wash with plenty of water and soap.

If skin irritation or rash occurs: Get medical advice/attention.

Take off contaminated clothing and wash it

Please refer to SDS Link. In case of emergency, please call 1800 220 770.

Transport and Storage

Pack A
57BW0569

Size:

Weight:

2L

2.295 Kg

Please refer to the Safety Data Sheet for full safety, health and transportation information.

Disclaimer

This Data Sheet is copyright to DuluxGroup (Australia) Pty Ltd and/or DuluxGroup (New Zealand) Pty Ltd (collectively, 'Dulux'). It may not be varied or altered without the prior written consent of Dulux, and if it is, Dulux has no responsibility or liability for those variations.

Unless Dulux has provided you with a customised, project-specific specification, this Data Sheet does not represent that any particular product or product system will be suitable for your project.

Any information provided in this Data Sheet is given in good faith and is believed by Dulux to be correct at the time of publication. Products and coating systems can be expected to perform as indicated in this Data Sheet, provided the substrate is in good condition, the coatings are applied by a suitably experienced and skilled applicator, and the preparation, application and maintenance is followed strictly as set out in this Data Sheet, and as recommended on the applicable Safety Data Sheets for the relevant products, available from www.duspecplus.com.au. Climatic conditions at application time can affect product suitability and performance.

The correct colour or colour match is the responsibility of the applicator. Colours will change over time and Dulux does not guarantee that the same colour newly mixed will match a colour applied earlier which has been subjected to weathering or other change elements. No product colour is guaranteed against colour change.

Where any liability of Dulux in respect of this Data Sheet cannot by law be excluded, Dulux's liability is limited, as permitted by law and at Dulux's option, to resupply of the relevant products or services or to reimbursing the cost of those products or services.

WHERE LEAD MAY BE PRESENT: The asset manager is responsible for verifying the presence of lead and determining whether to remove or encapsulate the lead. If lead is present, the work must be done in strict accordance with AS 4361 Parts 1 and 2 and Worksafe Australia guidelines.