

AUDA00002 Dulux AcraStone Grip

Introduction

Line Shade
194X2570-5L

Description and Image


Dulux® AcraStone® is an artisan range of products hand crafted to create a seamless Microcement finish which is unique to each piece of work. The AcraStone range of products are designed for application by professional applicators.

Dulux® AcraStone® Grip is a ready to use water-based adhesion promoter primer for difficult and non-absorbent substrates.

Features and Benefits

- Strong adhesion to concrete, tiles, and other common substrates
- Water based technology
- Fast drying and easy to apply with roller or brush

Standards And Certifications



Certified System: Quality
ISO 9001



Certified System:
Environment ISO 14001

Standards and Certifications




For details on these standards and certifications please reference the 'Approvals' section at the beginning of this document. Please contact your DuluxGroup representative for specific information on ESD credits / points.

Uses

Dulux® AcraStone® Grip Primer is part of a coating system to create a seamless and natural looking Microcement finish.

The system is suitable for walls and floors and can be used in a wide range of environments including residential and commercial zones. Suitable environments include bathrooms, showers and other wet areas which are not submerged, flooring around the home, retail areas such as shop floors and restaurants and can be used in high traffic areas such as hotel foyers.

The Grip Primer is suitable for application on difficult or non-absorbent substrates such as bathroom tiles and can also be used on other standard substrates such as concrete, AAC and plasterboard.

| Typical Properties | | | |
|---|--|---|--------------------------------------|
| V.O.C. Content 66.88g/L | | | |
| Clean Up  Water | | | |
| Sizes 5L | | | |
| Application Methods  Brush  Roller | | | |
| Specifications | Solids by Volume <input type="text" value="41.90"/> | | |
| | Min | Max | Recommended |
| Wet Film Per Coat (microns) | <input type="text" value="100"/> | <input type="text" value="125"/> | <input type="text" value="111"/> |
| Dry Film Per Coat (microns) | <input type="text" value="41.9"/> | <input type="text" value="52.37"/> | <input type="text" value="46.5"/> |
| Theoretical Spread Rate (m ² /L) | <input type="text" value="10.00"/> | <input type="text" value="8.00"/> | <input type="text" value="9.00"/> |
| Drying Time | Min | Max | Recommended |
| Touch Dry (min) | <input type="text" value="60"/> | <input type="text"/> | <input type="text"/> |
| Recoat Time (min/hours) | <input type="text" value="4 hours"/> | <input type="text" value="Indefinite"/> | <input type="text" value="4 hours"/> |

| Application Guide |
|--|
| <p>Surface Preparation</p> <p>Apply on clean dry surfaces, free of oil, grease, dust or any other element that may affect the adhesion of the system. Clean the surface with degreasing product. Make sure that tiles are well fixed and not detaching. Do not apply the product where there is rising damp. Ensure moisture content is less than 10% as measured with standard moisture meter.</p> |
| <p>Application Procedure and Equipment</p> <p>The Dulux AcraStone range of products are designed for application by professional applicators. Applicators must have completed a 'Microcement' application course and hold a current Dulux Trade account.</p> <p>Apply using a brush or a standard 10mm to 20mm roller. Thoroughly mix before use to ensure no settling of material. Brush and roll at the same time to avoid picture framing.</p> |

| Health and Safety | |
|--|----------|
| SDS Number DLXGHSEN004851 | SDS Link |
| <p>Using Safety Precautions Refer Safety Data Sheet for full detail.</p> <p>Avoid contact with skin and eyes. Avoid breathing dust, fume, gas, mist, vapour or spray. Wear overalls, safety shoes, impervious gloves and safety glasses. Use only in well ventilated areas. Wash hands after use. Keep containers closed when not in use.</p> <p>FIRE: If material is involved in a fire use water fog (or if unavailable fine water spray), alcohol resistant foam, standard foam, dry agent (carbon dioxide, dry chemical powder).</p> <p>SPILLS & LEAKS: Clear area of all unprotected personnel. Slippery when spilt. Wear protective equipment. Absorb with sand or soil. Collect and seal in properly labelled drums. Refer to State/Territory Land Waste Management Authority for disposal.</p> <p>FIRST AID: If poisoning occurs, contact a Doctor or Poisons Information Centre (Phone Australia 131 126; New Zealand 0800 764 766). If medical advice is needed, have product container or label at hand. SWALLOWED: If swallowed, do NOT induce vomiting. Give a glass of water. Seek medical advice. EYE: If in eyes, hold eyes open, flood with water for at least 15 minutes and see a doctor. SKIN: If skin contact occurs, remove contaminated clothing and wash skin thoroughly. If irritation occurs seek medical advice. INHALED: Remove from contaminated area. Seek medical advice.</p> | |
| <p>Please refer to SDS Link. In case of emergency, please call 1800 220 770.</p> | |

| Precautions and Limitations |
|---|
| <p>This product data sheet should be read in conjunction with the Dulux specification.</p> <p>Take suitable safety precautions while preparing your surface or sanding a previously coat/ coated, including wearing an appropriate respiratory mask.</p> <p>To ensure colour uniformity and for optimum performance, Dulux recommend a full coating system including two to three topcoats.</p> <p>For all systems, Base Coat should be tinted in accordance with Tint Guide to the specified topcoat colour (or a colour as close as possible to the specified colour as product and Acratex tint rules allow).</p> <p>Ensure tint cups are mixed well using a power mixer.</p> <p>IMPORTANT: Not all colours are suitable for exterior use.</p> <p>Ensure that you have adequate tinted stock to complete the job in one application.</p> <p>All material must be thoroughly cross-mix to ensure tint uniformity.</p> <p>It is recommended to hold a volume of finish material for future maintenance touch-ups</p> <p>Practical spreading rates will vary from quoted theoretical figures depending on substrate porosity, surface roughness, overspray losses, application methods and environmental conditions (e.g. wind).</p> <p>Do not apply paint if Relative Humidity is above 85% or temperature is within 3°C of Dew Point.</p> <p>Do not apply if the surface temperature is greater than 40°C or below 10°C, or likely to fall below 10°C during the application or drying period.</p> <p>Dry times apply to a single coat at recommended spread rate and at 25°C and 50% Relative Humidity</p> <p>Allow longer times under cool, moist, or still conditions and or when applied at high film builds.</p> <p>Exterior applications protect from dew, rain and frost for 48 hours when apply at the recommended spread rate.</p> <p>Avoid application in hot, windy conditions or on hot surfaces cool the surface by hosing with water and paint the cool damp surface.</p> <p>The coating system should be cleaned on a regular basis. This will help maintain your overall aesthetic appearance and preserve your Dulux AcraStone coating system.</p> |

| Transport and Storage | |
|---|------------------------------------|
| Line Shade /Pack A 194X257-5L | |
| Size: | Weight: |
| <input type="text" value="5L"/> | <input type="text" value="5.7kg"/> |

Disclaimer

This Data Sheet is copyright to DuluxGroup (Australia) Pty Ltd and/or DuluxGroup (New Zealand) Pty Ltd (collectively, 'Dulux'). It may not be varied or altered without the prior written consent of Dulux, and if it is, Dulux has no responsibility or liability for those variations.

Unless Dulux has provided you with a customised, project-specific specification, this Data Sheet does not represent that any particular product or product system will be suitable for your project.

Any information provided in this Data Sheet is given in good faith and is believed by Dulux to be correct at the time of publication. Products and coating systems can be expected to perform as indicated in this Data Sheet, provided the substrate is in good condition, the coatings are applied by a suitably experienced and skilled applicator, and the preparation, application and maintenance is followed strictly as set out in this Data Sheet, and as recommended on the applicable Safety Data Sheets for the relevant products, available from www.duspecplus.com.au. Climatic conditions at application time can affect product suitability and performance.

The correct colour or colour match is the responsibility of the applicator. Colours will change over time and Dulux does not guarantee that the same colour newly mixed will match a colour applied earlier which has been subjected to weathering or other change elements. No product colour is guaranteed against colour change.

Where any liability of Dulux in respect of this Data Sheet cannot by law be excluded, Dulux's liability is limited, as permitted by law and at Dulux's option, to resupply of the relevant products or services or to reimbursing the cost of those products or services.

WHERE LEAD MAY BE PRESENT: The asset manager is responsible for verifying the presence of lead and determining whether to remove or encapsulate the lead. If lead is present, the work must be done in strict accordance with AS 4361 Parts 1 and 2 and Worksafe Australia guidelines.